

SL6-Indoor

Diffusion LED Ribbon



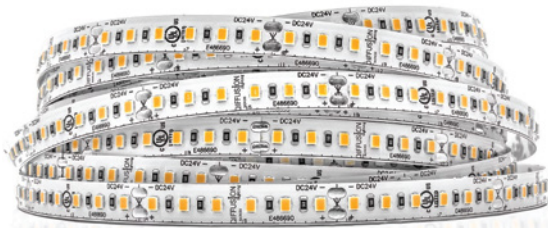
BY RJCROSS

14.4W/M(4.5W/FT)
LED Watts

120/M(36/FT)
LED/Meter

91+
CRI

24V DC
Power Input



16 FT ROLL

100 FT ROLL

CUSTOM CUT

The Diffusion SL6 Indoor is a flexible 10 mm wide linear LED strip. It is available in 16 ft and 100 ft rolls that can be cut every 6 LEDs (50 mm or 2 in)

Custom lengths available upon request

Lumens

<div></div> 2200K 1120 lm/m (366 lm/ft)	<div></div> 2700K 1220 lm/m (366 lm/ft)	<div></div> 3000K 1282 lm/m (384 lm/ft)	<div></div> 3400K 1344 lm/m (402 lm/ft)	<div></div> 4100K 1400 lm/m (420 lm/ft)	<div></div> 5000K 1580 lm/m (474 lm/ft)
--	--	--	--	--	--

Custom Kelvins available upon request



Specifications

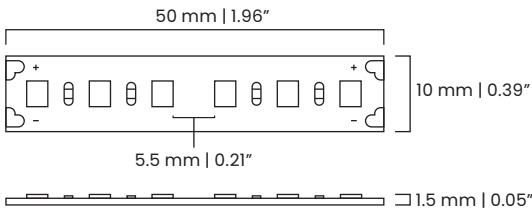
Wattage	14.4 W/m (4.5 W/ft)	Max Run Length for Class 2	18 ft
Voltage	24 Volts DC	Max Run Length Product Limitation	32 ft
Roll Length	16 ft, 100 ft, Custom Cut	Operating Temp	-40°C to 120°C
Dimmable	Yes	Cutting Point	2 in
Lamp Life	50,000 hrs LM-80	Adhesive	3M Double Coated
CRI	91 + CRI	Warranty	5 Year Warranty

Ordering Information

Ordering Code	Length	Voltage	Kelvin
SL6 - IN	XX 16 ft 100 ft CUSTOM CUT	24V	XX 2200K 2700K 3000K 3400K 4100K 5000K

Custom Kelvins available upon request

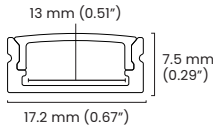
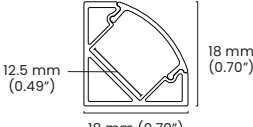
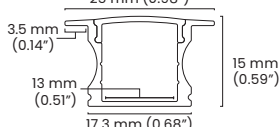
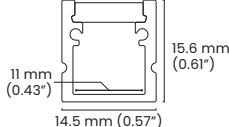
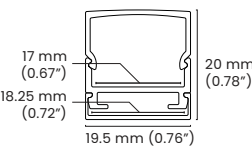
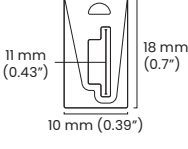
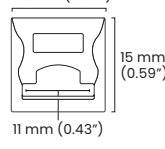
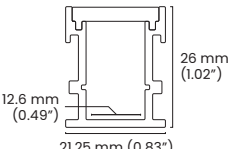
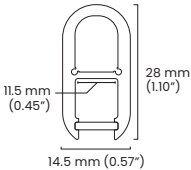
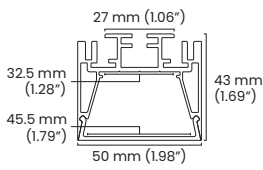
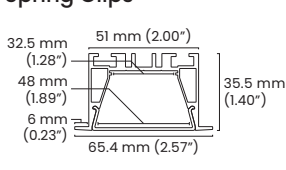
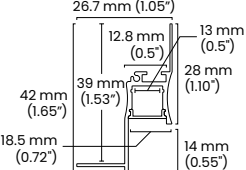
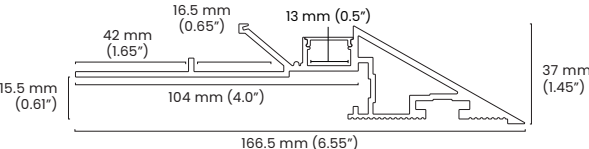
Diagram



SL6-Indoor

Diffusion LED Ribbon

Common Pairings Channel

SLC-002S Slim Profile Channel  <p>*Shows Dotting</p>	SLC-007S 45 Degree Channel 	SLC-003R Ressessed Channel 	SLC-402S Square Channel  <p>*Connectors don't fit</p>
SLC-011S Three Sided Lens Channel 	SLC-026F Sideways Flex Channel  <p>*Only available for Custom Cut (Not field cuttable)</p>	SLC-027F Up/Down Flex Channel  <p>*Only available for Custom Cut (Not field cuttable)</p>	SLC-034R Walk Over Channel 
SLC-037C Closet Rod Channel  <p>Also Available as Suspended Luminaire</p>	SLC-050SPWH Surface/Suspended Mount  <p>*Dual Row Ribbon</p>	SLC-065RWH Recessed Comes With Spring Clips  <p>*Dual Row Ribbon</p>	SLC - 090TWH Perimeter Cove Channel 
SLC-098KE Knife Edge Channel 			

*More Channel options available online

All Aluminum LED channels can be cut on-site using a miter saw equipped with a circular blade designed for cutting aluminum.

LED channels are sold separately. Refer to their respective spec sheets for additional details

[Visit LED Channel Catalog](#)

SL6-Indoor

Diffusion LED Ribbon



LED Ribbon Wattage

14.4W/M(4.5W/FT)

LED Power Consumption

Residential

Total Watts Needed = (4.5 Watts Foot × Number of Feet) × 0.9

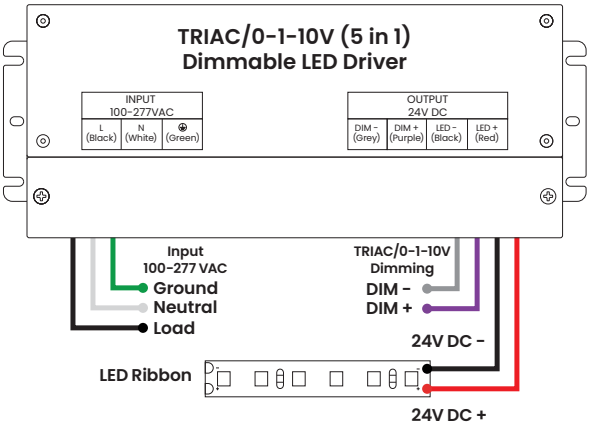
Commercial

Total Watts Needed = (4.5 Watts Foot × Number of Feet) × 0.8

Note: Maximum run length is 18' to stay in Class 2

Max distance of a driver is based on voltage loss calculation. Stay within 2% voltage loss

Forward / Reverse Phase, ELV, TRIAC, or
0-10V Dimmers all in one LED Driver



DLMULTI-024 Series

Diffusion LED Driver

Specifications

Input Voltage	100-277 VAC	Environment	Indoor and Outdoor
Output Voltage	24V DC	Operating Temp	-40°C to 80°C
Dimming Range	0-100%	IP Rating	NEMA 4X
Dimmable	Yes	Warranty	5 Years

Product Title	Wattage	Output Current	Driver Dimension	Knock Outs
DLMULTI-024-30W Within Class 2	30W	1.25 A	165 mm L x 95 mm W x 26 mm H 6.49 in L x 3.75 in W x 1.02 in H	0.5 in (ID) <small>Standard 1/2" won't fit Includes 2 Connectors</small>
DLMULTI-024-60W Within Class 2	60W	2.5 A	188 mm L x 95 mm W x 26 mm H 7.40 in L x 3.75 in W x 1.02 in H	0.5 in (ID) <small>Standard 1/2" won't fit Includes 2 Connectors</small>
DLMULTI-024-100W Within Class 2	100W	4.16 A	220 mm L x 95 mm W x 41 mm H 8.66 in L x 3.75 in W x 1.61 in H	0.85 in (ID)
DLMULTI-024-150W Exceeds Class 2	150W	6.25 A	260 mm L x 104 mm W x 46 mm H 10.23 in L x 4.09 in W x 1.81 in H	0.85 in (ID)
DLMULTI-024-200W Exceeds Class 2	200W	8.33 A	260 mm L x 104 mm W x 46 mm H 10.23 in L x 4.09 in W x 1.81 in H	0.85 in (ID)
DLMULTI-024-300W Exceeds Class 2	300W	12.5 A	278 mm L x 110 mm W x 46 mm H 10.94 in L x 4.33 in W x 1.81 in H	0.85 in (ID)
DLMULTI-024-192W-2T Within Class 2	192W (2*96W)	2X 4.0 A	278 mm L x 110 mm W x 46 mm H 10.94 in L x 4.33 in W x 1.81 in H	0.85 in (ID)
DLMULTI-024-288W-3T Within Class 2	288W (3X 96W)	3X 4.0 A	303 mm L x 110 mm W x 46 mm H 11.93 in L x 4.33 in W x 1.81 in H	0.85 in (ID)
DLMULTI-024-384W-4T Within Class 2	384W (4X 96W)	4X 4.0 A	325 mm L x 140 mm W x 48 mm H 12.79 in L x 5.51 in W x 1.89 in H	0.85 in (ID)