

SL5-RGB(W) Indoor Diffusion LED Ribbon



14.4 W/M (4.32 W/FT)
19.2 W/M (6 W/FT)
LED WATTS

60/M(18/FT)
LED/Meter

91+
CRI

24V DC
Power Input



16 FT ROLL

100 FT ROLL

CUSTOM CUT

The Diffusion SL5-RGB Indoor is a 10 mm wide LED strip that allows you to choose your colors using RGB. The Diffusion SL5-RGBW Indoor is a 12 mm wide LED strip that offers color choices with RGB and warm white (2700K). Both are available in 16 ft and 100 ft rolls, that can be cut every 6 LEDs (100 mm or 4 in).

Custom lengths available upon request

Lumens

RGB
591 lm/m
(180 lm/ft)

W(2700K)
400 lm/m
(122 lm/ft)

Custom Kelvins available upon request



Specifications

Wattage RGB	14.4 W/m (4.32 W/ft)	CRI	91+ CRI
Wattage RGBW	19.2 W/m (6 W/ft)	Max Run Length Product Limitation	32 ft
Voltage	24 Volts DC	Operating Temp	-40°C to 120°C
Roll Length	16 ft, 100 ft, Custom Cut	Cutting Point	4 in
Dimmable	Yes	Adhesive	3M Double Coated
Lamp Life	50,000 hrs LM-80	Warranty	5 Year Warranty

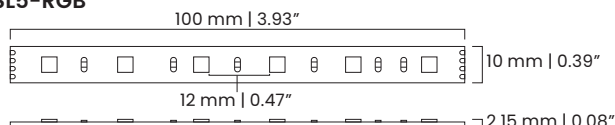
Ordering Information

Ordering Code	Length	Voltage	Kelvin
SL5 - IN	XX 16 ft 100 ft CUSTOM CUT	24V	XX RGB RGBW

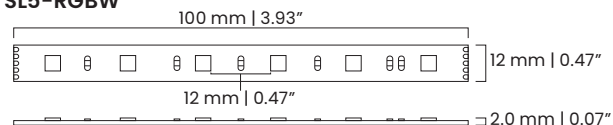
Custom Kelvins available upon request

Diagram

SL5-RGB



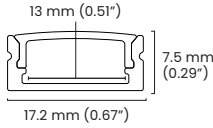
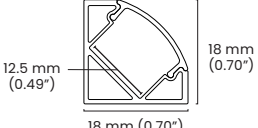
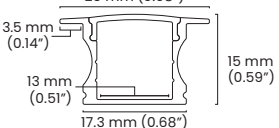

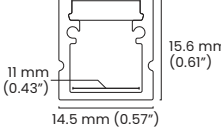
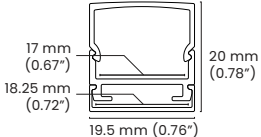

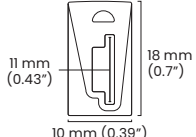

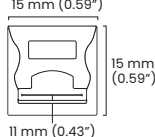
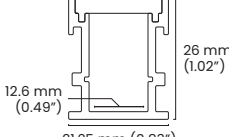

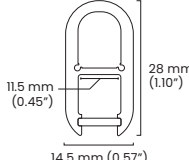
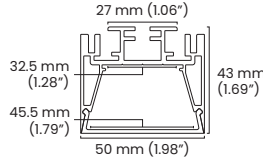
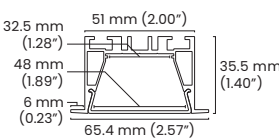
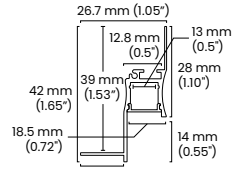
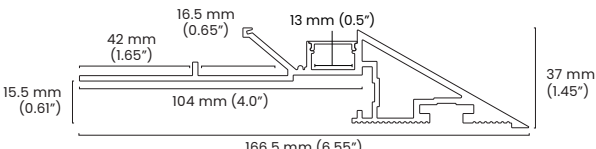
SL5-RGBW



SL5-RGB(W) Indoor Diffusion LED Ribbon

Common Pairings Channel

 Only Compatible With RGB

SLC-002S Slim Profile Channel  <p>*Shows Dotting</p>	SLC-007S 45 Degree Channel  <p>*Shows Dotting</p>	SLC-003R Resssed Channel  <p>*Shows Dotting</p>	SLC-402S  Square Channel  <p>*Connectors don't fit</p>
SLC-011S Three Sided Lens Channel  <p>*Shows Dotting</p>	SLC-026F  Sideways Flex Channel  <p>*Shows Dotting *Only available for Custom Cut (Not field cuttable)</p>	SLC-027F  Up/Down Flex Channel  <p>*Shows Dotting *Only available for Custom Cut (Not field cuttable)</p>	SLC-034R Walk Over Channel 
SLC-037C  Closet Rod Channel  <p>*Shows Dotting Also Available as Suspended Luminaire</p>	SLC-050SPWH Surface/Suspended Mount  <p>*Dual Row Ribbon</p>	SLC-065RWH Reecessed Comes With Spring Clips  <p>*Dual Row Ribbon</p>	SLC - 090TWH Perimeter Cove Channel  <p>*Shows Dotting</p>
SLC-098KE Knife Edge Channel  <p>*Shows Dotting</p>			

*More Channel options available online

All Aluminum LED channels can be cut on-site using a miter saw equipped with a circular blade designed for cutting aluminum.

LED channels are sold separately. Refer to their respective spec sheets for additional details

[Visit LED Channel Catalog](#)

SL5-RGB(W)-Indoor Diffusion LED Ribbon



LED Ribbon Wattage

RGB: 14.4W/M (4.32W/FT)

RGBW: 19.2W/M (6W/FT)

LED Power Consumption

Residential

Total Watts Needed RGB = (4.32 Watts Foot × Number of Feet) × 0.9

Total Watts Needed RGBW = (6 Watts Foot × Number of Feet) × 0.9

Commercial

Total Watts Needed RGB = (4.32 Watts Foot × Number of Feet) × 0.8

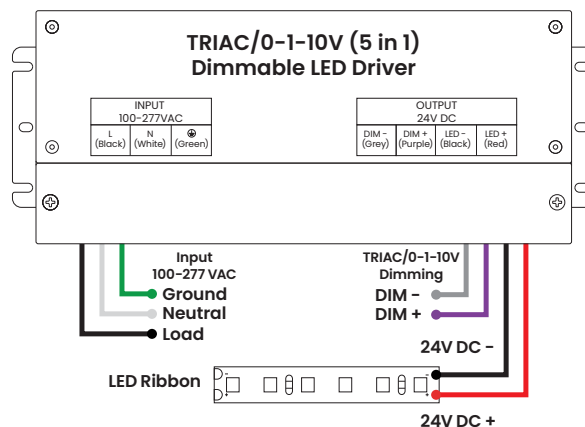
Total Watts Needed RGBW = (6 Watts Foot × Number of Feet) × 0.8

Note RGB: Maximum run length is 18' to stay in Class 2

Note RGBW: Maximum run length is 13' to stay in Class 2

Max distance of a driver is based on voltage loss calculation. Stay within 2% voltage loss

Forward / Reverse Phase, ELV, TRIAC, or
0-10V Dimmers all in one LED Driver



DLMULTI-024 Series Diffusion LED Driver

Specifications

Input Voltage	100-277 VAC	Environment	Indoor and Outdoor
Output Voltage	24V DC	Operating Temp	-40°C to 80°C
Dimming Range	0-100%	IP Rating	NEMA 4X
Dimmable	Yes	Warranty	5 Years

Product Title	Wattage	Output Current	Driver Dimension	Knock Outs
DLMULTI-024-30W Within Class 2	30W	1.25 A	165 mm L x 95 mm W x 26 mm H 6.49 in L x 3.75 in W x 1.02 in H	0.5 in (ID) <small>Standard 1/2" won't fit Includes 2 Connectors</small>
DLMULTI-024-60W Within Class 2	60W	2.5 A	188 mm L x 95 mm W x 26 mm H 7.40 in L x 3.75 in W x 1.02 in H	0.5 in (ID) <small>Standard 1/2" won't fit Includes 2 Connectors</small>
DLMULTI-024-100W Within Class 2	100W	4.16 A	220 mm L x 95 mm W x 41 mm H 8.66 in L x 3.75 in W x 1.61 in H	0.85 in (ID)
DLMULTI-024-150W Exceeds Class 2	150W	6.25 A	260 mm L x 104 mm W x 46 mm H 10.23 in L x 4.09 in W x 1.81 in H	0.85 in (ID)
DLMULTI-024-200W Exceeds Class 2	200W	8.33 A	260 mm L x 104 mm W x 46 mm H 10.23 in L x 4.09 in W x 1.81 in H	0.85 in (ID)
DLMULTI-024-300W Exceeds Class 2	300W	12.5 A	278 mm L x 110 mm W x 46 mm H 10.94 in L x 4.33 in W x 1.81 in H	0.85 in (ID)
DLMULTI-024-192W-2T Within Class 2	192W (2*96W)	2X 4.0 A	278 mm L x 110 mm W x 46 mm H 10.94 in L x 4.33 in W x 1.81 in H	0.85 in (ID)
DLMULTI-024-288W-3T Within Class 2	288W (3X 96W)	3X 4.0 A	303 mm L x 110 mm W x 46 mm H 11.93 in L x 4.33 in W x 1.81 in H	0.85 in (ID)
DLMULTI-024-384W-4T Within Class 2	384W (4X 96W)	4X 4.0 A	325 mm L x 140 mm W x 48 mm H 12.79 in L x 5.51 in W x 1.89 in H	0.85 in (ID)